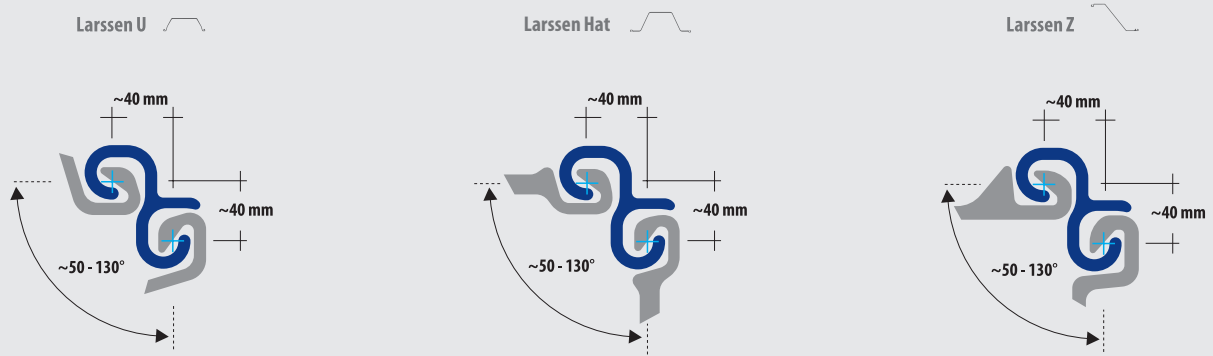


SteelWall Universal clutch bars for Larssen U-, Hat- and Z-type sheet pile walls

Universal LS90



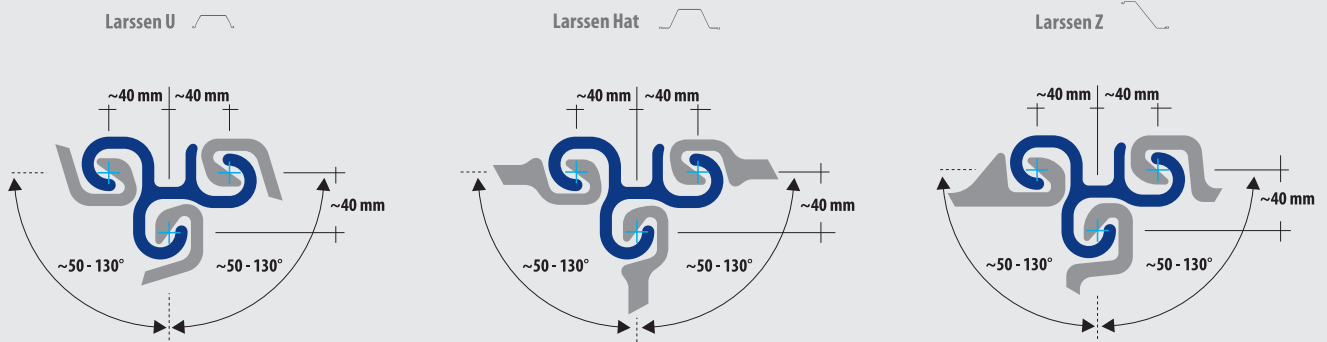
Application

- 90° corner connection.

Properties

Steel grade: S355
 Length: 13.45 m
 Steel thickness: 8 mm
 Theoretical weight: 12.7 kg/m

Universal LTS



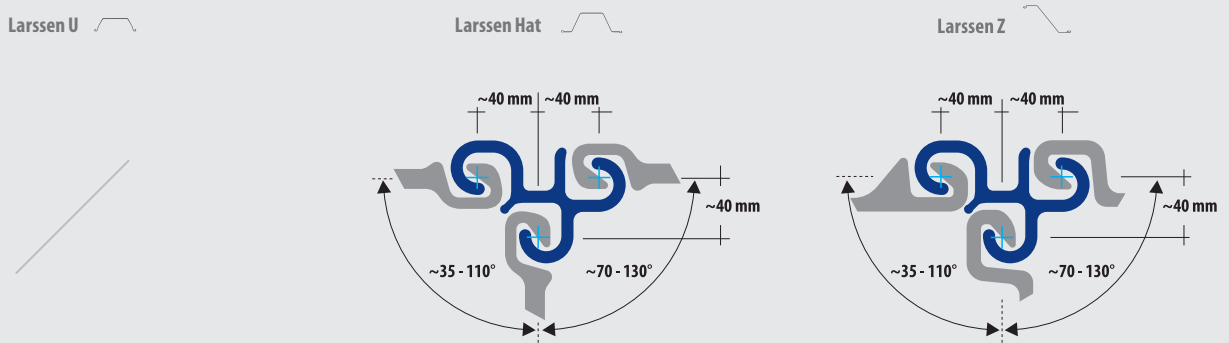
Application

- T-connection.

Properties

Steel grade: S355
 Length: 13.45 m
 Steel thickness: 8 mm
 Theoretical weight: 19 kg/m

Universal LTZ



Application

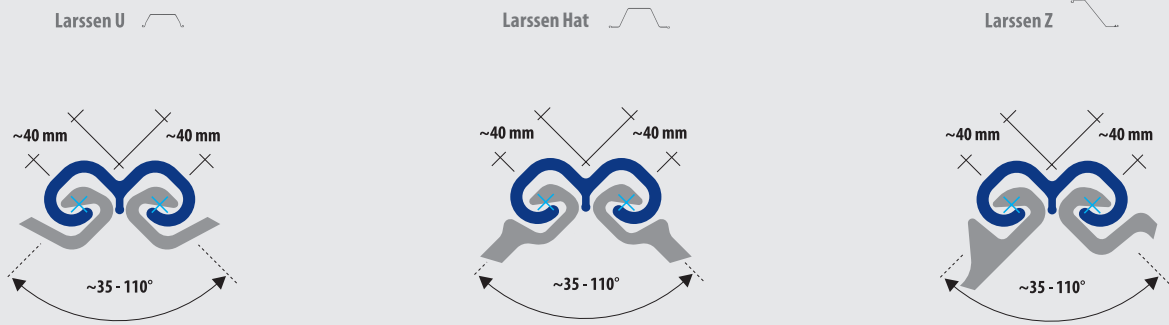
- T-connection.

Properties

Steel grade: S355
 Length: 13.45 m
 Steel thickness: 8 mm
 Theoretical weight: 20.6 kg/m

SteelWall Universal clutch bars for Larssen U-, Hat- and Z-type sheet pile walls

Universal LO90



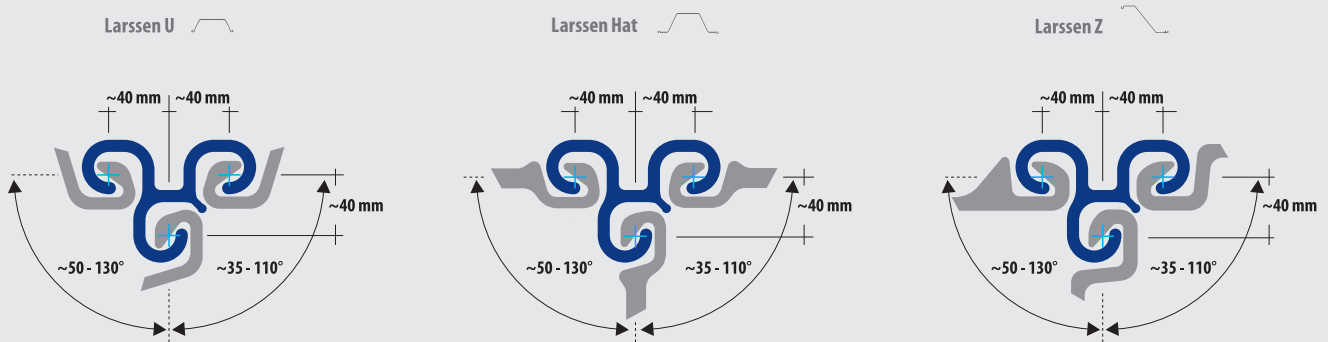
Application

- Omega corner connection.

Properties

Steel grade:	S355
Length:	13.45 m
Steel thickness:	8 mm
Theoretical weight:	13.9 kg/m

Universal LTO



Application

- Omega T-connection.

Properties

Steel grade:	S355
Length:	13.45 m
Steel thickness:	8 mm
Theoretical weight:	20.7 kg/m

Advantages

- Universal: One clutch bar line for all types of Larssen sheet piles of American, Asian and European production.
- Precise: Coordinated leg length of 40 mm.
- Flexible: About 30 - 40° swivel range per lock, depending on the size of the Larssen sheet pile interlock.
- Modular: All clutches are compatible with each other.

SteelWall®

SteelWall ISH GmbH · Tassilostr. 21 · 82166 Graefelfing · Germany

Phone: +49-89-74 120 122 · Fax: +49-89-74 120 128

Email: info@steelwall.eu · www.steelwall.eu

Copyright by SteelWall ISH GmbH · Clutch bars designed by Richard Heindl